

Creating a Goods Movement Reference (GMR) on the Goods Vehicle Movement Service (GVMS) [1/3]

*One-time action

Action

- Ensure you are registered to the Goods Vehicle Movement Service (GVMS)*
- Sign in to GVMS and enter information about your movement
- Select declaration type and enter the relevant customs and Entry Summary Declaration references from the Trader Support Service (TSS)
- Add all consignments, review and complete. Once both declaration references are added for the consignment, you will see the declaration in the GVMS portal
- Click on **Add another consignment** to add further consignments
- Repeat the steps from this guide for each additional TSS consignment. For non-TSS consignments, you will need to add the Movement Reference Number for each of these movements and the associated safety and security information
- Print or save the Goods Movement Reference barcode to present at port

Section 3: About your declarations

Add a declaration

Select a declaration type to add it to this goods movement reference. You must add declarations one at a time, but you can add as many as you need to.

- Customs declaration
This could be a Simplified Frontier Declaration (SFD) or a Full Customs Import Declaration
- Transit declaration
This could be a Transit Accompanying Document (TAD) or a Transit Security Accompanying Document (TSAD)
- Entry In Declarant's Records (EIDR)
- TIR Carnet
- ATA Carnet

[Continue](#)

[Is this page not working properly? \(opens in new tab\)](#)

Please see following pages for more detailed guidance on how to complete this step.

For further help, please refer to the [GMR guide](#) or consult the TSS Contact Centre for support on 0800 060 8888.

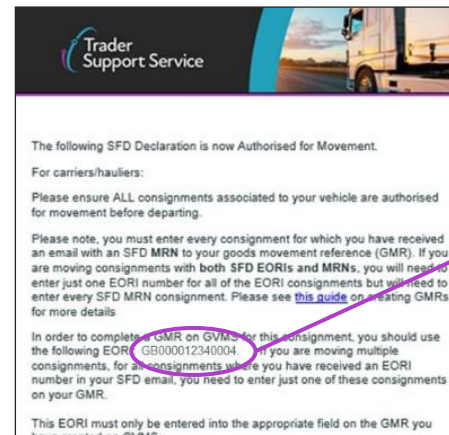
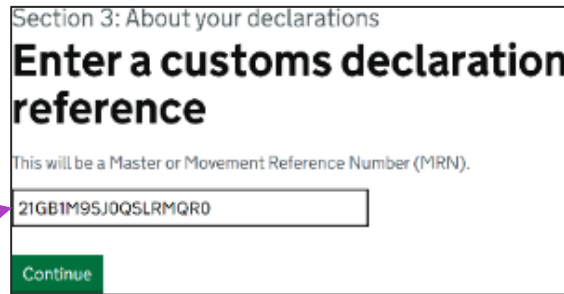
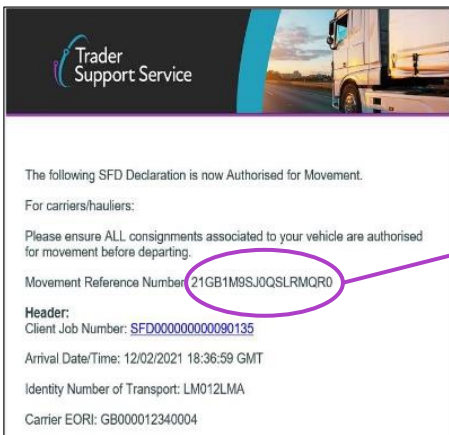
Creating a Goods Movement Reference (GMR) on the Goods Vehicle Movement Service (GVMS) [2/3]

Enter the relevant customs and Entry Summary Declaration references from TSS - Further guidance

Enter customs declaration Movement Reference Number (MRN)

If the Movement Reference Number (MRN) in your TSS SFD notification email begins with 21GB, select the **Customs declaration** option and type the MRN into the field on the next page (as in the first pair of images), OR

If your MRN begins with GB, select the **Entry in Declarant's Records (EIDR)** option and type the MRN into the field on the next page (as in the second pair of images)



Make sure to use the numbers included above and not the TSS reference numbers beginning with DEC, SFD, ENS or SUP. Note that you can update the GMR on GVMS up until the time the code is scanned when you board the ferry. For further help, please refer to the [GMR guide](#) or consult the TSS Contact Centre for support on 0800 060 8888.

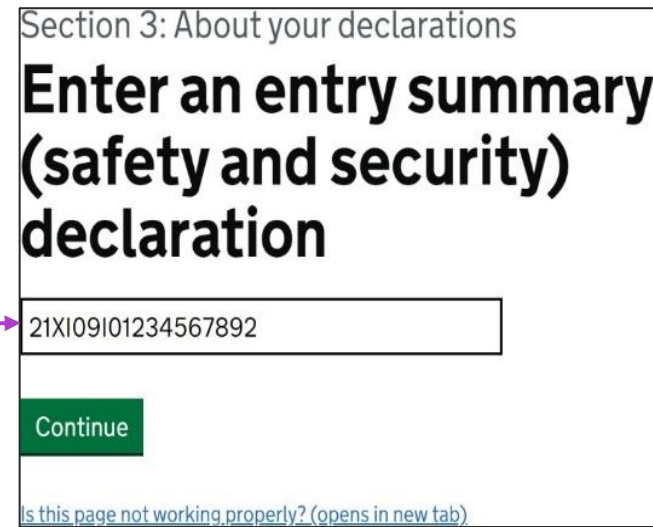
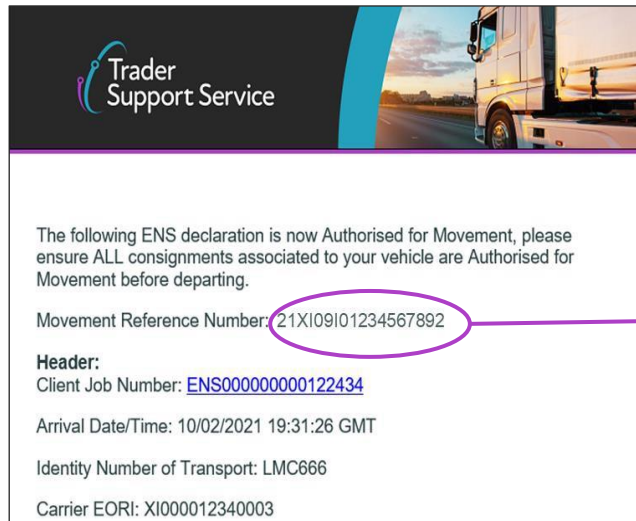
Creating a Goods Movement Reference (GMR) on the Goods Vehicle Movement Service (GVMS) [3/3]

Enter the relevant customs and Entry Summary Declaration references from TSS - Further guidance

Enter Entry Summary Declaration Movement Reference Number (MRN)

You will then be asked to enter an Entry Summary (ENS) Declaration.

Enter the Movement Reference Number for the consignment you received in your TSS Entry Summary Declaration notification email.



Make sure to use the numbers included above and not the TSS reference numbers beginning with DEC, SFD, ENS or SUP. Note that you can update the GMR on GVMS up until the time the code is scanned when you board the ferry. For further help, please refer to the [GMR guide](#) or consult the TSS Contact Centre for support on 0800 060 8888.