



# Guidance on resolution to common error codes for Supplementary and Full Frontier Declarations

March 2025



# Contents

## Introduction and Contents

Guidance on interpreting error codes in the TSS Portal

Explanation of common errors

# Introduction

## This document will help you to...

---

- Understand how to interpret the text of an error message in the Trader Support Service (TSS) Portal
  - Understand the meaning of some of the most common error messages seen in Supplementary Declarations and Full Frontier Declarations
  - Understand how to resolve some of the most common errors (see the summary of error codes on the next slide)
- 

This document **does not** contain a comprehensive list of how to resolve every error you may encounter on the TSS Portal.

For further information on any data field that an error pertains to, refer to the [Data guide: TSS declaration data requirements](#).

# Common Errors (1/4)

Error



Description

[CDS\\_R003](#)

Country of Origin is missing at the item level

[CDS\\_R027](#)

All item values must be declared using the same currency as Total Invoice Currency

[CDS10001](#)

Obligation error: mandatory data element has not been provided

[CDS10020](#)

Data field entry has invalid value

[CDS12005](#)

Invalid Exporter EORI

[CDS12007](#)

The authorisation(s) you have entered are not valid

## Common Errors (2/4)

Error



Description

[CDS12024](#)

Uniqueness error: the value declared should be unique

[CDS12056](#)

Relation error: the values in two or more related fields are incompatible

[CDS12057](#)

The item invoice currency must be the same for every item in your declaration

[CDS12070](#)

Relation error: given information in one data field is populated, information must not be put in another data field

[CDS12073](#)

Relation error: data cannot be supplied at a consignment and an item level

[CDS12075](#)

Relation error: information in one data field cannot be written, given information in another data field

[CDS12077](#)

Relation error: information in one data field must be written, given information in another data field

## Common Errors (3/4)

Error	Description
<a href="#">CDS12096</a>	Relation error: not declared all the relevant authorisations at an item level
<a href="#">CDS12098</a>	INCOTERM™ selected that is not compatible with the entered mode of transport declared in an Entry Summary Declaration
<a href="#">CDS12100</a>	The Incoterm® requires amounts in the Header Additions / Deductions tab which have not been added
<a href="#">CDS12104</a>	The Procedure Code declared is invalid
<a href="#">CDS12120</a>	You do not have all the relevant authorisations for your movement
<a href="#">CDS12123</a>	Value must be greater than 0
<a href="#">CDS12149</a>	Relation error means that information in one data field cannot be written, given information in another data field. In this case, it means that using Additional Procedure Code '000' means you cannot use another Additional Procedure Code
<a href="#">CDS40011</a>	A data value is missing for the relevant field

# Common Errors (4/4)

Error	Description
<a href="#">CDS40013</a>	An invalid value has been added, for instance, an invalid Commodity Code
<a href="#">CDS40045</a>	A document is missing for an item in the Document References tab
<a href="#">CDS40066</a>	The Commodity Code cannot be declared for your items due to restrictions in the use of the Commodity Code
<a href="#">CDS77002</a>	Obligation error: Document Status Code must be provided for the declared Document Code
<a href="#">CDS77005</a>	Document Reason must be entered for document code that starts with a 'Y'
<a href="#">CDS71200</a>	Documents with identical Document References are not permitted
<a href="#">Duplicate NI Statement NIIMP</a>	You should not input NIIMP in the Additional Information Codes tab
<a href="#">CDS10020</a>	Data element contains invalid value > Valuation Method

# Contents

Introduction and Contents

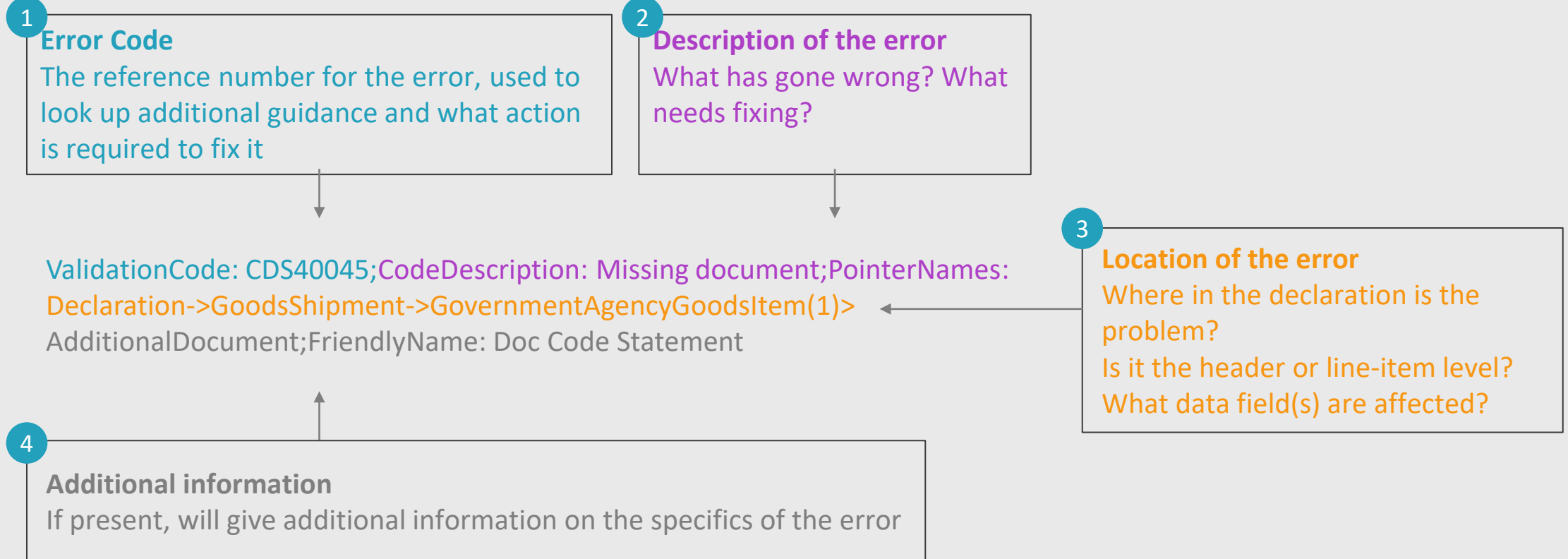
**Guidance on interpreting error codes in the TSS Portal**

Explanation of common errors



# How do I interpret an error code beginning with CDS in the TSS Portal?

A sample error code message for CDS40045 is presented here for reference



## 1 Breaking down a CDS error message – error code reference number

### Error Code Reference Number:

**ValidationCode: CDS40045**;CodeDescription: Missing document;PointerNames: Declaration->GoodsShipment->GovernmentAgencyGoodsItem(1)->AdditionalDocument;FriendlyName: Doc Code Statement

### ValidationCode: CDS40045;

This provides the reference number for the specific error.

It can be used to look up additional guidance on the error and what action is required to fix it.

<https://www.gov.uk/government/publications/customs-declaration-service-error-codes>

## 2 Breaking down a CDS error message – description of the error

### Description of the error

ValidationCode: CDS40045; **CodeDescription: Missing document;**PointerNames: Declaration->GoodsShipment->GovernmentAgencyGoodsItem(1)->AdditionalDocument;FriendlyName: Doc Code Statement

### **CodeDescription: Missing document;**

The description gives you an overview of what is wrong. In this case, a document that is required to declare the goods is missing.

This part of the error code will give you an initial idea of what is wrong.

### 3 Breaking down a CDS error message – location of the error

#### Location of the error

ValidationCode: CDS40045;CodeDescription: Missing document;PointerNames:

**Declaration->GoodsShipment->GovernmentAgencyGoodsItem(1)->** AdditionalDocument;FriendlyName: Doc Code Statement

PointerNames: **Declaration->GoodsShipment->**

Where the error code shows only Declaration->GoodsShipment->, it means the error is with a consignment (header) level data element.

PointerNames: **Declaration->GoodsShipment->GovernmentAgencyGoodsItem(1)**

Where Declaration->GoodsShipment-> is followed by GovernmentAgencyGoodsItem(xx), it means the error is with a specific item on the declaration. The number in brackets, in this example (1) indicates the goods item with the error, in this case item number 1.

Multiple instances of the same error may be received for each goods item that contains the error.

## 4 Breaking down a CDS error message – identifying the problem

### Identifying the problem – what type of error?

ValidationCode: CDS40045;CodeDescription: Missing document;PointerNames: Declaration->GoodsShipment->GovernmentAgencyGoodsItem(1)->AdditionalDocument;FriendlyName: Doc Code Statement

### AdditionalDocument;FriendlyName: Doc Code Statement

This part of the message provides the details on what has actually gone wrong. In this case, a document code statement.

This, combined with the [CodeDescription: Missing document](#), tells the user that a document code, and its associated details, are missing from the declaration.

This may be supported by additional information text or codes to expand on what is required for that missing document.

# Contents

Introduction and Contents

Guidance on interpreting error codes in the  
TSS Portal

**Explanation of common errors**

## Error CDS\_R003: Country of Origin is missing at the item level

Error	Corresponding field	Description of error
CDS_R003	Item level: <b>Country of Origin</b>	<b>Country of Origin</b> is missing at the item level.

### Resolution

#### How to find the field

To find the **Country of Origin** field, navigate to the **Goods Records** tab at the bottom of the consignment page, and click on the relevant item. This will be the item which matches the goods shipment / goods item reference in the error. Once you have selected the right item, navigate to the **Goods Information** section.

#### What you need to populate with

Select the correct **Country of Origin** at the item level using the look-up list.

Home > Goods Movement > SUP000000005001964 > goods

### Goods Information

\*Commodity Code

National Additional Code

If you are unsure what your commodity code is, please click [this link](#) which will take you to the HMRC tariff tool.

\*Country of Origin

TARIC Additional Code

Country of Preferential Origin

CUS Code

\*NI Additional Information Codes

\*Preference

\*Additional Procedure Code

\*Procedure Code

See [Data guide: TSS declaration data requirements D/E 5/15](#)

# Error CDS\_R027: Not all item values are declared using the same currency as Total Invoice Currency

Error	Corresponding field	Description of error
CDS_R027	Item level: <b>Total Invoice Currency</b>	All item values must be declared using the same currency as <b>Total Invoice Currency</b> .

The screenshot shows the HMRC system interface. The top section is titled 'Invoices and Goods' and contains fields for 'Total Invoice Amount', 'Exchange Rate', and 'Total Invoice Currency'. The 'Total Invoice Currency' field is highlighted with a red box. Below this is a breadcrumb trail: 'Home > Goods Movement > SUP000000000083595 > testing.commas'. The bottom section is titled 'Measurement and Value' and contains various fields for item details, including '\*Item Gross Mass (KG)', '\*Net Mass (KG)', 'Supplementary Units', 'Statistical Value (GBP)', 'Tax Type', 'Method of Payment', 'Tax Base Quantity', 'Tax Base Unit', 'Payable Tax Amount', 'Payable Tax Currency', '\*Item Price / Amount', and '\*Item Currency'. The '\*Item Currency' field is highlighted with a red box.

## Resolution

### How to find the field

The **Total Invoice Currency** field is found in the **Invoice and Goods** section, located on the consignment page of the Supplementary Declaration.

To find the **Item Invoice Currency** field, navigate to the **Goods Records** tab at the bottom of the consignment page and click on the relevant item. This will be the item that matches the goods shipment / goods item reference in the error code. Once you have selected the right item, navigate to the **Measurement and Value** section.

### What you need to populate with

Goods only need to have the same currency on every goods item when total invoice currency is completed. If this is left blank, each goods item can have a different currency.

If there are multiple items within single goods items in a different currency, for example, you are declaring one goods item across four different invoices all in different currencies, a valuation worksheet is required, which involves declaring a worksheet in DE and keeping records showing the rates of exchanges used and calculations.

See [Data guide: TSS declaration data requirements D/E 4/14](#)



## Error CDS10001: Mandatory field has not been populated

<u>Error</u>	<u>Corresponding field</u>	<u>Description of error</u>	<u>Resolution</u>
CDS10001	Any field in the Supplementary Declaration	Mandatory field has not been populated or is incomplete.	<b>How to find the field</b> The error message will point to the field that should be reviewed.  <b>What you need to populate with</b> You need to fill in the relevant data details in the mandatory field. Refer to the <a href="#">Data guide: TSS declaration data requirements</a> for more information on the relevant field in the error.  In case that doesn't work, you should call or raise a case with TSS Agents to get this error resolved.

See [Data guide: TSS declaration data requirements](#) on relevant field

## Error CDS10020: Data field entry has an invalid value

<u>Error</u>	<u>Corresponding field</u>	<u>Description of error</u>
CDS10020	Any field in the Supplementary Declaration	This error occurs when the data field value is empty or the code used in the declaration is either not a recognised code or is not a code permitted on the particular declaration.

### Resolution

#### **How to find the field**

The error message will point to the fields that should be reviewed.

#### **What you need to populate with**

This will vary based on the fields. You should refer to the relevant row for each field in the **Data guide**, and ensure you follow the guidance correctly, taking into account any nuances that arise from your movement (the [Data guide: TSS declaration data requirements](#) will flag how the specifics of your movement may affect the population of the field).

See [Data guide: TSS declaration data requirements](#)

## Error CDS12005: Parties EORI Invalid

Error	Corresponding field	Description of error
CDS12005	Consignment (header) level: <b>Exporter EORI</b>	Parties <b>EORI</b> Invalid

[Home](#) > [Goods Movement](#) > [SUP000000000083595](#)

ValidationCode: CDS12007;CodeDescription: Authorisation Error: Authorisation has expired; or Authorisation reference number provided is not recognised:->Declaration->Shipment->Shipme

### Parties

\* Importer EORI

GB000012340005

EORI of the party legally responsible for the import declaration, for more information please visit NICTA

\* Exporter EORI

GB000012340005

Exporter Address Required/EORI Unknown

### Resolution

#### How to find the field

Navigate to the **Parties** section of your consignment page.

#### What you need to populate with

You should review the Party EORI and ensure they are inputting a valid one. Note that all valid EORIs will start with GB or XI and be followed by 12-15 numbers.

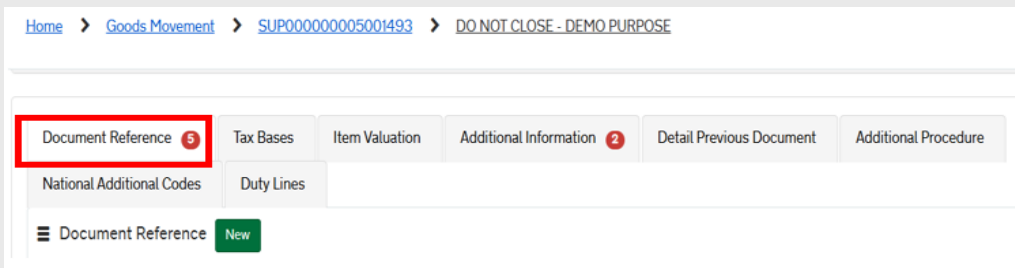
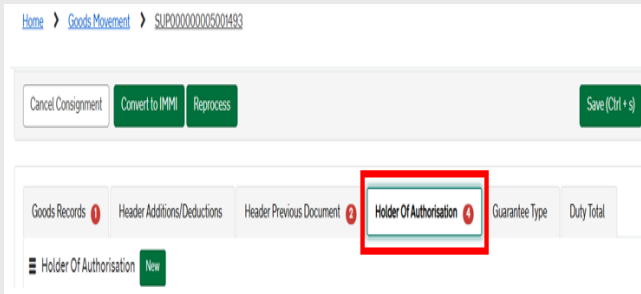
To obtain a GB or XI EORI, see [GOV.UK](#).

However, if the exporter does not have a valid EORI as an exporter, traders can still go ahead and fill in the name and address, leaving the EORI field blank.

See [Data guide: TSS declaration data requirements D/E 3/39](#)

# Error CDS12007: The authorisation(s) you have entered are not valid

Error	Corresponding field	Description of error
CDS12007	Consignment (header) level: <b>Holder of Authorisation</b>  Item level: <b>Document Reference</b>	The authorisation(s) you have entered are not valid as: <ul style="list-style-type: none"><li>• Authorisation(s) have expired</li><li>• The declared authorisation(s) do not belong to the party on the declaration, either the importer or TSS.</li><li>• The authorisation(s)'s details are invalid</li></ul>



## Resolution

### How to find the field

Authorisations can be added at a consignment (header) level, or an item level.

To find authorisations at a consignment (header) level, navigate to the bottom of the consignment page and locate the **Holder of Authorisation** tab

To find authorisations at an item level, navigate to the **Goods Records** tab at the bottom of the consignment page and click on the relevant item. This will be the item that matches the goods shipment / goods item reference in the error code.

Once you have selected the right item, navigate to the **Document Reference** tab at the bottom of the item page, which will house the relevant authorisations

### What you need to populate with

Ensure you don't delete any entries that are automatically populated in the **Holder of Authorisation** tab or **Document Reference** tab. If you have deleted entries, contact TSS, who will instruct you on how to resolve this error.

You should also ensure that any authorisations that you have entered have not expired, have valid details, and belong to the importer.

See [Data guide: TSS declaration data requirements D/E 3/39](#)

# Error CDS12024: Uniqueness error: the value declared should be unique

Error	Corresponding field	Description of error
CDS12024	Any field in the Supplementary Declaration	Uniqueness error: the value declared should be unique. <ul style="list-style-type: none"> <li>You have declared a value and repeated it, this is not allowed</li> </ul>

Home > Goods Movement > SUP000000005000554 > Goods.1

Equipment Number (if Containerised)

Goods Reference Number

**Goods Information**

\*Commodity Code

If you are unsure what your commodity code is, please click [this link](#) which will take you to the HMRC tariff tool.

TARIC Additional Code

CUS Code

\*Preference

\*Procedure Code

National Additional Code

\*Country of Origin

Country of Preferential Origin

\*NI Additional Information Codes

\*Additional Procedure Code

Document Reference  Tax Bases  Item Valuation  Additional Information  Detail Previous Document  **Additional Procedure**

National Additional Codes  Duty Lines

Additional Procedure

## Resolution

### How to find the field

The error message will point to the field that should be reviewed. Use our guidance [earlier](#) on how to interpret an error message to assist with this.

### What you need to populate with

You must ensure you do not input a value more than once in areas that capture the same information. If you do, delete the second instance.

For example, the **Additional Procedure Code** '000' should only be put if no other additional **Procedure Codes** apply. This means that if you input the value '000' for an **Additional Procedure Code** in the **Goods Information** section in the relevant item page, you should not then include any other additional **Procedure Codes** in the **Additional Procedure** tab at the bottom of the item page.

See [Data guide: TSS declaration data requirements D/E 1/11](#)

## Error CDS12056: Relation error: the values in two or more related fields are incompatible

<u>Error</u>	<u>Corresponding field</u>	<u>Description of error</u>
CDS12056	Any field in the Supplementary Declaration	<p>Relation error means that information, mostly codes in one data field are not compatible with another data field or require certain values to occur together across fields.</p> <ul style="list-style-type: none"><li>▪ The combination of elements is not allowed.</li></ul> <p>For example, when declaring an INCOTERM that requires an addition or deduction that is missing.</p>

### Resolution

#### **How to find the field**

You will receive two or more of these errors consecutively. The two fields in these errors are the ones that are incompatible. You should therefore navigate to the fields mentioned in the error.

#### **What you need to populate with**

This will vary based on the fields. You should refer to the relevant row for each field in the **Data guide**, and ensure you follow guidance correctly, considering any nuances that arise from your movement (the [Data guide: TSS declaration data requirements](#) will flag how the specifics of your movement may affect the population of the field).

See [Data guide: TSS declaration data requirements](#)

# CDS12057: Relation error: the Item Invoice Currency must be the same for every item in your declaration

Error	Corresponding field	Description of error
CDS12057	Item level: <b>Item Invoice Currency</b>	The <b>Item Invoice Currency</b> must be the same for every item in your declaration.

## Resolution

### How to find the field

To find the **Item Invoice Currency** field, navigate to the **Goods Records** tab at the bottom of the consignment page. Each item will be displayed here. For each item, you can find the **Item Invoice Currency**, by clicking on the item and then navigating to the **Measurement and Value** section.

### What you need to populate with

Goods only need to have the same currency on every goods item when **Total Invoice Currency** is completed. If this is left blank, each goods item can have a different currency.

If there are multiple items within single goods items in a different currency, .. you are declaring once goods item across four different invoices all in different currencies, a valuation worksheet is required which involves declaring a worksheet in DE and keeping records showing the rates of exchanges used and calculations.

Home > Goods Movement > SUP000000005000554 > Goods 1

**Measurement and Value**

* Item Gross Mass (KG) 1000	* Net Mass (KG) 1000
Supplementary Units	Statistical Value (GBP)
Tax Type	Method of Payment Deferred Payment
Tax Base Quantity	Tax Base Unit
Payable Tax Amount	Payable Tax Currency Pounds Sterling
* Item Price / Amount 20.00	* Item Currency Pounds Sterling

See [Data guide: TSS declaration data requirements D/E 4/14](#)

## Error CDS12070: Relation error: given information in one data field is populated, information must not be put in another data field

<u>Error</u>	<u>Corresponding field</u>	<u>Description of error</u>
CDS12070	Any field in the Supplementary Declaration	<p>Relation error means that information in one data field can't be written, given information in another data field.</p> <ul style="list-style-type: none"><li>There are fields that are correlated (one mandates the completion of the other); however, one of the correlated fields is missing a value, or the value given is invalid</li></ul>

### Resolution

#### **How to find the field**

You will receive two of these errors consecutively. The two fields in these errors are the ones that are incompatible. You should therefore navigate to the fields mentioned in the error.

#### **What you need to populate with**

This will vary based on the fields. You should refer to the relevant row for each field in the [Data guide](#), and ensure you follow the guidance correctly, considering any nuances that arise from your movement (the [Data guide: TSS declaration data requirements](#) will flag how the specifics of your movement may affect the population of the field).

See [Data guide: TSS declaration data requirements](#)



## Error CDS12073: Relation error: data can't be supplied at a consignment and an item level

<u>Error</u>	<u>Corresponding field</u>	<u>Description of error</u>
CDS12073	Any field in the Supplementary Declaration	<p>Some data can't be supplied at an item and consignment (header) level.</p> <ul style="list-style-type: none"><li>▪ A value is missing or has been entered at the wrong level.</li></ul> <p>For example, you can't enter the same previous document into both <a href="#">Header Previous Documents</a> at a consignment (header) level, and <a href="#">Document Reference</a> at an item level.</p>

### Resolution

#### **How to find the field**

You will receive two of these errors consecutively. The two fields in these errors are the ones that you should refer to. You should therefore navigate to the fields mentioned in the error.

#### **What you need to populate with**

You should populate the information at a consignment (header) level if it applies to all the items in your consignment, and at item level for the relevant items, if it only applies to certain items in your consignment.

See [Data guide: TSS declaration data requirements](#)

## Error CDS12075: Relation error: information in one data field can't be written, given information in another data field

<u>Error</u>	<u>Corresponding field</u>	<u>Description of error</u>
CDS12075	Any field in the Supplementary Declaration	<p>Relation error means that information in one data field can't be written, given information in another data field.</p> <ul style="list-style-type: none"><li>There are fields that are non-correlated (one should not be completed if the other has a value on it)</li></ul>

### Resolution

#### **How to find the field**

You will receive two or more of these errors consecutively. The two fields in these errors are the ones that are incompatible. You should therefore navigate to the fields mentioned in the error.

#### **What you need to populate with**

This will vary based on the fields. You should refer to the relevant row for each field in the **Data guide**, and ensure you follow the guidance correctly, considering any nuances that arise from your movement (the [Data guide: TSS declaration data requirements](#) will flag how the specifics of your movement may affect the population of the field).

**Note:** Non-correlated data that has been input, but is not required, will need to be removed

See [Data guide: TSS declaration data requirements](#)

## Error CDS12077: Relation error: information in one data field must be written, given information in another data field

Error	Corresponding field	Description of error
CDS12077	Any field in the Supplementary Declaration	<p>Relation error means that information in one data field must be written, given information in another data field, one of the fields has a missing or incomplete value.</p> <p>For example, if the Incoterm EXW (Ex Works) is used, if the freight cost is not input it will lead to this error</p>

### Resolution

#### How to find the field

You will receive two of these errors consecutively. The two fields in these errors are the ones that you should refer to. You should therefore navigate to the fields mentioned in the error.

#### What you need to populate with

One of the fields will have incorrect information. To find information on how each field is populated correctly, you should refer to the relevant row for each field in the **Data guide**, and ensure you follow the guidance correctly, considering any nuances that arise from your movement (the [Data guide: TSS declaration data requirements](#) will flag how the specifics of your movement may affect the population of the field).

See [Data guide: TSS declaration data requirements](#)

## Error CDS12096: Relation error: you have not declared all the relevant authorisations at an item level

Error	Corresponding field	Description of error
CDS12077	Item level: <b>Document Reference</b>	You have not declared all the relevant <b>Document Codes</b> with associated authorisation numbers at item level.

The screenshot shows the HMRC system interface for a consignment. The breadcrumb trail is: Home > Goods Movement > SUP000000005000554. Below this, there are several tabs: Goods Records (4), Header Additions/Deductions, Header Previous Document (2), **Holder Of Authorisation (4)**, Guarantee Type, and Duty Total. The 'Holder Of Authorisation' tab is highlighted with a red box. Below this, there is a 'Holder Of Authorisation' section with a 'New' button. Further down, the breadcrumb trail is: Home > Goods Movement > SUP000000005000554 > Goods 1. Below this, there are several tabs: **Document Reference (4)**, Tax Bases, Item Valuation, Additional Information (2), Detail Previous Document, and Additional Procedure. The 'Document Reference' tab is highlighted with a red box. Below this, there is a 'Document Reference' section with a 'New' button.

### Resolution

#### How to find the field

To find the **Holder of Authorisation**, navigate to the bottom of the consignment page and locate the **Holder of Authorisation** tab.

To find authorisations at an item level, navigate to the **Goods Records** tab at the bottom of the consignment page, click on the relevant item. This will be the item that matches the goods shipment / goods item reference in the error code.

Once you have selected the right item, navigate to the **Document Reference** tab at the bottom of the item page, which will house the relevant authorisations.

#### What you need to populate with

You must ensure you do not delete any entries that are automatically populated in the **Holder of Authorisation** tab or **Document Reference** tab. If you have done, contact TSS, who will instruct you on how to resolve this error.

Each type of (pre-approved) authorisation used will require a **Document Code** to be declared in DE 2/3 to provide the authorisation reference (approval number) and a corresponding entry in DE 3/39 to provide the EORI number of the party who holds the authorisation.

Open [Appendix 5A \(Union codes\) in the CDS Volume 3 Tariff and search for the code as declared in DE 3/39.](#)

See [Data guide: TSS declaration data requirements D/E 3/39 & D/E 2/1](#)

# Error CDS12098: You have selected an INCOTERM™ that is not compatible with your mode of transport you declared in your Entry Summary Declaration

Error	Corresponding field	Description of error
CDS12098	Consignment (header) level: <b>Incoterm</b>	Combination of Means of Transport and Delivery Terms in is not allowed.

## Resolution

### How to find the field

To identify the **Type of Movement** field you declared, find the **Transport Information** section, on the consignment page of your Supplementary Declaration.

To find the **Incoterm**, refer to the **Invoices and Goods** section, on the consignment page of your Supplementary Declaration.

### What you need to populate with

To find out details of which Incoterms are compatible with different modes of transport, refer to [GOV.UK](https://www.gov.uk).

The screenshot shows a web form for a Supplementary Declaration. The breadcrumb trail is 'Home > Goods Movement > SUP000000005000554'. There are two main sections: 'Transport Details' and 'Invoices and Goods'. In the 'Transport Details' section, the '\* Type of Movement' dropdown menu is highlighted with a red box and contains the text 'RoRo (Accompanied / Unaccompanied)'. In the 'Invoices and Goods' section, the '\*INCOTERM' dropdown menu is highlighted with a red box and contains the text 'Cost, insurance and freight'. Other fields include 'Total Packages' (40), 'Nationality of Means of Transport' (United Kingdom), 'Identity Number of Transport' (pc040), 'VAT Adjustment Currency' (Pounds Sterling), 'Warehouse Identifier', and 'Supervising Customs Office'.

See [Data guide: TSS declaration data requirements D/E 4/1](#)

# Error CDS12100: The Incoterm<sup>®</sup> requires amounts in the Header Additions/ Deductions tab which have not been added

Error	Corresponding field	Description of error
CDS12100	Consignment (header) level: <a href="#">Header Additions/Deductions</a> tab and constituent fields	The Incoterm requires amounts in the <a href="#">Header Additions/Deductions</a> tab, for instance, the Incoterm ExWorks requires a freight charge.

## Resolution

### How to find the field

The tab can be located by opening a Supplementary Declaration then, finding the [Header Additions/Deductions](#) tab on the consignment page.

### What you need to populate with

First, identify what Incoterm you are using. For more details on Incoterms, refer to the [Data guide: TSS declaration data requirements](#).

Having done this, you will need to populate the [Header Additions/Deductions](#) with the relevant information. For example, for both ExWorks and Free on Board, **this will include but not necessarily be limited to** adding a freight charge.

**You may need to add further additions/deductions** due to the Incoterm you choose (for example, you may need to add insurance), and due to other details of your movement (for example, you may need to add royalties, licence fees).

You can find more guidance on Incoterms on [NICTA](#)

Home > Goods Movement > SUP000000005000554

\* Use Postponed VAT Accounting? No

UN/LOCODE

Add to Periodic Declaration Reprocess

Goods Records 4 **Header Additions/Deductions** Header Previous Document 2 Holder Of Authorisation 4 Guarantee Type

Header Additions/Deductions New

Home > Start a Goods Movement > SUP000000005000554 > New Consignment Addition/Deduction

To help you populate the fields on this page if you are **declaring standard goods**, watch this video.  
To help you populate the fields on this page if you are **declaring controlled goods**, watch this video.  
To help you **submit a consignment**, watch this video.

Header Additions/Deductions - new record

**Header Additions/Deductions**

Header Addition / Deduction Reference: SUP000000005000554

Header Addition / Deduction Currency: Pounds Sterling

\* Header Addition / Deduction Code: None

Header Addition / Deduction Value

Fields that appear after clicking 'new' in the screenshot to add a [Header Addition/Deduction](#)

See [Data guide: TSS declaration data requirements D/E 4/1 & D/E 4/9](#)

## Error CDS12104: The Procedure Code declared is invalid

Error	Corresponding field	Description of error
CDS12104	Item level: <b>Procedure Code</b>	The <b>Procedure Code</b> declared is invalid.

The screenshot shows the 'Goods Information' section of a TSS declaration. The 'Procedure Code' field is highlighted with a red box and contains the value '4000'. Other fields include: Commodity Code (4016920000), National Additional Code, Country of Origin (United Kingdom), Country of Preferential Origin, NI Additional Information Codes (None of the above - goods are at risk and attract duty), Preference (100), and Additional Procedure Code.

### Resolution

#### How to find the field

To find the **Procedure Code**, navigate to the **Goods Records** tab at the bottom of the consignment page, and click on the relevant item. This will be the item which matches the goods shipment / goods item reference in the error code. See [this slide](#) for more details on understanding error codes. Once you have selected the right item, navigate to the **Goods Information** section.

#### What you need to populate with

Ensure you input the correct **Procedure Code** for your movement (for example, you cannot use an export **Procedure Code** if you are importing goods).

Note that you cannot use a **Procedure Code** other than '4000' and submit a declaration. If you wish to use a code other than '4000', you can populate a declaration but cannot currently submit. TSS will notify you as other **Procedure Codes** are supported.

You can refer to [Appendix 1 DE 1/10: Requested and Previous Procedure Codes of the Customs Declaration Service](#) for more guidance around type of movement and correct **Procedure Code**.

See [Data guide: TSS declaration data requirements D/E 1/10](#)

# Error CDS12120: You do not have all the relevant authorisations for your movement

Error	Corresponding field	Description of error
CDS12120	Item level: <b>Document Reference</b> tab and its constituent fields	You do not have either the authorisation C512 or C514 for your movement. These authorisations are pre-populated by TSS at an item level.

## Resolution

### How to find the field

To view authorisations, navigate to the **Goods Records** tab at the bottom of the consignment page, and click on the relevant item. This will be the item which matches the goods shipment / goods item reference in the error code.

Once you have selected the right item, navigate to the **Document Reference** tab at the bottom of the item page, which will house the relevant authorisations.

### What you need to populate with

Check you either have a row with the document code C514 or C512. If not, contact TSS, who will instruct you on how to resolve this error. Under TSS context, C514 is to be declared when the Entry in Declarant's Records (EIDR) is being used for standard goods and C512 is to be declared when the Simplified Declaration Procedure (SDP) is being used for controlled goods.

Home > Goods Movement > SUP00000005000554 > Goods 1

Document Reference 4 Tax Bases Item Valuation Additional Information 2 Detail Previous Document Additional Procedure

National Additional Codes Duty Lines

Document Reference New

Document Code	Document Reference	Document Status
C505	GBCGU00001234000520201123091141	
N935	35453433434	AC
C512	XISDE000012340001120231031133254	
C506	GBDPO0012345	

< > Rows 1 - 4 of 4

See [Data guide: TSS declaration data requirements](#)



## Error CDS12123: Value must be greater than 0

<u>Error</u>	<u>Corresponding field</u>	<u>Description of error</u>	<u>Resolution</u>
CDS12123	Any field in the Supplementary Declaration	Data Error: Value must be greater than 0.	<b>How to find the field</b> The error message will point to the field that should be reviewed.  <b>What you need to populate with</b> A value of greater than 0 is required. The error points to the field that should be corrected.

See [Data guide: TSS declaration data requirements](#)

# Error CDS12149: Relation Error: Additional Procedure Code 000 cannot be declared with any other Additional Procedure Codes

Error	Corresponding field	Description of error
CDS12149	Item level: <b>Additional Procedure Code</b>	Relation error means information in a data field can't be written, due to information in another. In this case, using the <b>Additional Procedure Code '000'</b> means you can't write another <b>Additional Procedure Code</b> .

The screenshot shows the 'Goods Information' section of a form. The 'Additional Procedure Code' field is highlighted with a red box and contains the value '000'. Other fields include 'Commodity Code' (4016920000), 'Country of Origin' (United Kingdom), and 'Procedure Code' (4000).

## Resolution

### How to find the field

To find the field **Additional Procedure Code**, navigate to the **Goods Records** tab at the bottom of the consignment page, and click on the relevant item. This will be the item that matches the goods shipment / goods item reference in the error code. See [this slide](#) for more details on understanding error codes. Once you have selected the right item, navigate to the **Goods Information** section.

To find the **Additional Procedure** tab, navigate to the bottom of the same item page where you found the **Additional Procedure Code**.

### What you need to populate with

**Additional Procedure Code '000'** should only be used if no other **Additional Procedure Codes** apply. This means that if you input the value '000' for an **Additional Procedure Code** in the **Goods Information** section in the relevant item page, you should not then include any other **Additional Procedure Codes** in the **Additional Procedure** tab at the bottom of the item page.

'000' may only be declared when all other **Additional Procedure Codes** available for use on a particular DE 1/10 **Procedure Code** have been checked and eliminated.

Refer to the [Data guide: TSS declaration data requirements](#) for more information on **Additional Procedure Codes**.

See [Data guide: TSS declaration data requirements](#)

## Error CDS40011: A data value is missing for the relevant field

<u>Error</u>	<u>Corresponding field</u>	<u>Description of error</u>	<u>Resolution</u>
CDS40011	Any field in the Supplementary Declaration	A data value is missing for a required field.	<p><b>How to find the field</b></p> <p>The error message will point to the field that should be reviewed.</p> <p><b>What you need to populate with</b></p> <p>This will vary based on the fields. You should refer to the relevant row for each field in the <b>Data guide</b>, and ensure you follow guidance correctly, taking into account any nuances that arise from your movement (the <a href="#">Data guide: TSS declaration data requirements</a> will flag how the specifics of your movement may affect the population of the field).</p>

See [Data guide: TSS declaration data requirements](#)

## Error CDS40013: An invalid value has been added

<u>Error</u>	<u>Corresponding field</u>	<u>Description of error</u>
CDS40013	Any field in the Supplementary Declaration	<p>An invalid value has been added, for example, an invalid commodity code.</p> <p><b>Note:</b> This error could also arise if a field contains invalid information related to a tariff measure or condition associated to that particular commodity code</p>

### Resolution

#### **How to find the field**

The error message will point to the field that should be reviewed.

#### **What you need to populate with**

This will vary based on the fields. You should refer to the relevant row for each field in the **Data guide**, and ensure you follow guidance correctly, taking into account any nuances that arise from your movement. Refer to the [online tariff tool](#) to find a valid **Commodity Code** or the relevant appendix in Volume 3 of the tariff for the codes that may be used in that field.

See [Data guide: TSS declaration data requirements](#)

# Error CDS40045: A document for an item in the Document Reference tab is missing

Error	Corresponding field	Description of error
CDS40045	Item level: Fields in the <b>Document Reference</b> tab	A document for an item in the <b>Document Reference</b> tab is missing.

The screenshot shows the HMRC system interface. At the top, there is a breadcrumb trail: Home > Goods Movement > SUP000000005000554 > Goods1. Below this, there are several tabs: Document Reference (with a red error icon), Tax Bases, Item Valuation, Additional Information (with a red error icon), Detail Previous Document, and Additional Procedure. Under the Document Reference tab, there is a 'New' button. Below the tabs, there are fields for Document Code (C505) and Document Reference (GBCGU00001234000520201123091141). Below this, there is a section titled 'Document Reference - new record' with a pencil icon. This section contains a form with the following fields: Item Reference (Goods 1), Document Code (with a red asterisk), Document Reference, Document Status, Document Part Reference, and Document Reason.

Fields that appear after clicking **New** in the screenshot above to add a new **Document Reference**

## Resolution

### How to find the field

To add documents to the **Document Reference** tab, navigate to the **Goods Records** tab at the bottom of the consignment page, click on the relevant item. This will be the item that matches the goods shipment / goods item reference in the error code. Once you have selected the right item, navigate to the **Document Reference** tab at the bottom of the item page. Click **New** so you can add the relevant information for your document.

### What you need to populate with

You will need to input documents depending on what your Commodity Code is (note that separately, some **Procedure Codes / Additional Procedure Codes / Valuation Methods /** authorisations also require **Document References**). Your Commodity Code will be identified in the **Additional Information** section of the error code. The characters in this section of the error code may highlight **some** of the **Document Codes** you need to add.

For more information on exactly what documents are needed, and on when/how to populate each field for the **Document Reference**, based on what your document is, refer to guidance [Data Element 2/3: Documents and Other Reference Codes \(Union\) of the Customs Declaration Service](#)

For further guidance specifically relating to Document Code errors refer to the [Document Code Guide](#)

See [Data guide: TSS declaration data requirements](#)

# Error CDS40066: The restrictions for your Commodity Code have not been fulfilled

Error	Corresponding field	Description of error
CDS40066	Item level: <b>Commodity Code</b>	<p>The restrictions for your <b>Commodity Code</b> have not been fulfilled.</p> <ul style="list-style-type: none"><li>A value is not allowed to be used for the given commodity code</li></ul>

Home > Goods Movement > SUP000000005000554 > Goods1

**Goods Information**

\* Commodity Code  
4016920000

National Additional Code

If you are unsure what your commodity code is, please click [this link](#) which will take you to the HMRC tariff tool.

\* Country of Origin  
United Kingdom

TARIC Additional Code

Country of Preferential Origin

CUS Code

\* NI Additional Information Codes  
None of the above - goods are at risk and attract duty

\* Preference  
100

\* Additional Procedure Code

## Resolution

### How to find the field

To find the field, **Commodity Code** navigate to the **Goods Records** tab at the bottom of the consignment page, and click on the relevant item. This will be the item that matches the goods shipment / goods item reference in the error code. Once you have selected the right item, navigate to the **Goods Information** section.

### What you need to populate with

**Commodity Codes** are 10-digit codes that classify goods for movement and are essential as they link the goods to duty and VAT rates. You can use the [Northern Ireland Online Tariff](#) to look up the **Commodity Codes** for your goods and should ensure you comply with the restrictions for the **Commodity Code**. For example, for the **Commodity Code** '2009909880', the [tariff](#) shows you cannot input a price greater than 30 Euros per 100 KG of the item.

It must be noted that restrictions depend on the goods movement type and hence UKGT rules may also apply.

See [Data guide: TSS declaration data requirements D/E 6/14 & D/E 6/15](#)

## Error CDS77002: Document Status must be provided for declared Document Code

Error	Corresponding field	Description of error
CDS77002	Item level: <b>Document Status</b>	<b>Document Status</b> must be provided for declared <b>Document Code</b> .

### Resolution

#### How to find the field

**Document Status** codes are part of the information for documents in the **Document Reference** tab. To find this, navigate to the **Goods Records** tab at the bottom of the consignment page, click on the relevant item. This will be the item that matches the goods shipment / goods item reference in the error code. The error code will also point to the relevant **Document Code**.

Once you have selected the right item, navigate to the **Document Reference** tab at the bottom of the item page. Click on the relevant **Document Code**.

#### What you need to populate with

The **Document Status** is a two-letter code that needs to be declared with the **Document Code**. You should reference the description associated with your **Document Code** to see what status codes are permitted. The appropriate **Document Status** code for each **Document Code** can be found in the fourth column of Table 1 for [Union codes](#) and Table 2 for [National codes](#). The title of the fourth column is 'Details to be entered on the declaration'. A full list of the **Document Status** codes and their descriptions can be found on [GOV.UK](#).

Home > Goods Movement > SUP00000005000554 > Goods.1

Document Reference 4 | Tax Bases | Item Valuation | Additional Information 2 | Detail Previous Document | Additional Procedure

National Additional Codes | Duty Lines

Document Reference New

Document Code	Document Reference	Document Status
C505	GBCGU00001234000520201123091141	
N935	35453433434	AC
C512	XISDE000012340001120231031133254	
C506	GBDPO0012345	

< > Rows 1 - 4 of 4

Document Reference - new record

Document Reference

Item Reference: Goods.1 | Document Code: | Document Status:

See [Data guide: TSS declaration data requirements D/E 2/3](#)

# CDS77005: Document Reason must be entered for a Document Code that starts with a 'Y'

Error	Corresponding field	Description of error
CDS77005	Item level: <b>Document Reason</b>	In most cases, if you enter a <b>Document Code</b> that starts with Y, you must enter a <b>Document Reason</b> .

Home > Goods Movement > SUP00000005000554 > Goods 1

Document Reference 1 Tax Bases Item Valuation Additional Information 2 Detail Previous Document Additional Procedure

National Additional Codes Duty Lines

Document Reference 1 Tax Bases Item Valuation Additional Information 1 Detail Previous Document Additional Procedure

National Additional Codes Duty Lines

Document Reference **New**

Document Code	Document Reference	Document Status
C906	XIDP00012345	
<b>Y900</b>		

Document Reference

Item Reference ATF \* Document Code Y900

Document Reference Document Status

Document Part Reference

**Document Reason**

## Resolution

### How to find the field

**Document Reason** is part of the information for documents in the **Document Reference** tab. To find this, navigate to the **Goods Records** tab at the bottom of the consignment page, click on the relevant item. This will be the item which matches the goods shipment / goods item reference in the error code.

Once you have selected the right item, navigate to the **Document Reference** tab at the bottom of the item page, where you can view your documents. Click on the relevant **Document Code**.

### What you need to populate with

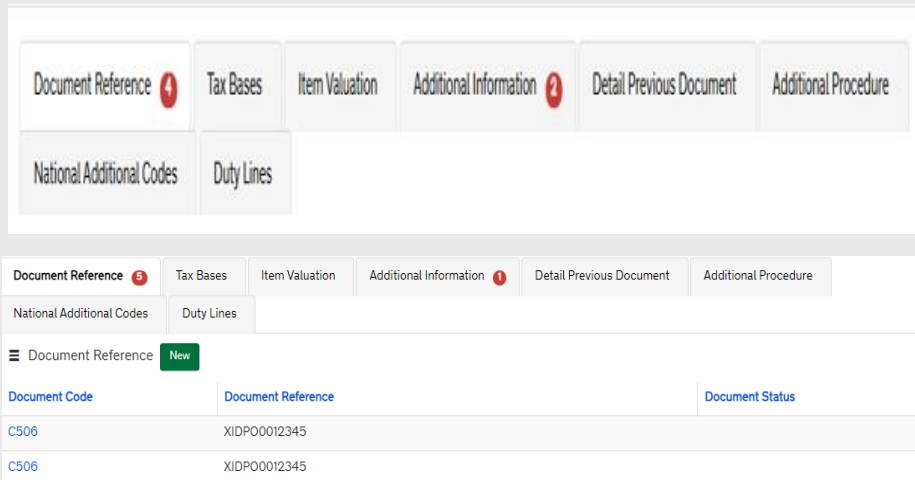
For most **Document Codes** that start with 'Y', you need to add a suitable **Document Reason**. You can find out what reason is required by viewing the relevant guidance for your **Document Code** in Table 1 and 2 of Appendix 5A on [GOV.UK](#) (Table 1 for Union codes, Table 2 for National codes).

See [Data guide: TSS declaration data requirements D/E 2/3](#)



# Error CDS71200: Documents with identical Document References are not permitted

Error	Corresponding field	Description of error
CDS71200	Item level: <b>Document Reference</b>	Documents with identical <b>Document References</b> are not permitted. <ul style="list-style-type: none"><li>“There is a duplication. You can’t use the same reference on a single goods line</li></ul>



## Resolution

### How to find the field

**Document References** are part of the information for documents in the **Document Reference** tab. To find this, navigate to the **Goods Records** tab at the bottom of the consignment page, click on the relevant item. This will be the item that matches the goods shipment / goods item reference in the error code.

Once you have selected the right item, navigate to the **Document Reference** tab at the bottom of the item page, where you can view your documents.

### What you need to populate with

Identify the documents with a combination of the same **Document Codes** and **Document IDs** and amend one of them to resolve this error.

For example, a combination of 'C644 Doc ID 1234' and 'C644 Doc ID 1234' will trigger the error. However, a combination of 'C644 Doc ID 1234' and 'C678 Doc ID 1234' will not lead to this error.

See [Data guide: TSS declaration data requirements D/E 2/3](#)

# Error Duplicate NI Statement NIIMP found on items: You should not input NIIMP in the 'Additional Information Codes' tab

## Error

Duplicate NI Statement NIIMP found on items

## Corresponding field

Item level: **Additional Information Codes** tab and constituent fields.

## Description of error

You should not input NIIMP in the **Additional Information Codes** tab. This can only be inputted in the field **Goods Domestic Status** at a consignment (header) level.

## Resolution

### How to find the field

To find the field **Goods Domestic Status**, refer to the **Supplementary Declaration** section of the consignment page.

To find the **Additional Information Codes** tab, navigate to the **Goods Records** tab at the bottom of the consignment page, and click on an item. Navigate to the bottom of that item's page, to see the **Additional Information Codes** tab.

### What you need to populate with

Ensure that for every item, you do not input the code NIIMP in the **Additional Information Codes** tab. You should only enter NIIMP or NIDOM in the **Goods Domestic Status** field.

Refer to the [Data guide: TSS declaration data requirements](#) for more information on NIIMP.

The screenshot shows a 'Supplementary Declaration' form with fields for 'Local Reference Number' (SUP000000005000554) and 'SFD Declaration Reference' (DEC000000010001422). The 'Goods Domestic Status' dropdown menu is highlighted with a red box and contains the value 'NIDOM (UK domestic status goods)'. Below the form is a table of 'Additional Information Codes' with columns for 'Item Record', 'Additional Information Code', and 'Additional Information Description'. The table contains two rows: 'Transmission gearbox' with code 'EUSDF' and description '115', and another 'Transmission gearbox' with code 'NIIMP' and description '115'. The 'NIIMP' code is highlighted with a red box.

See [Data guide: TSS declaration data requirements D/E 2/2](#)

END