

# TSS User Guides

## Trader Goods Profile (TGP) Guide



Published: March 2025



HM Revenue  
& Customs



## Contents

<b>1</b>	<b>Introduction.....</b>	<b>2</b>
<b>2</b>	<b>What is the Trader Goods Profile (TGP)?.....</b>	<b>2</b>
<b>3</b>	<b>How do I use the Trader Goods Profile (TGP)? .....</b>	<b>4</b>
3.1	Eligibility for the Trader Goods Profile (TGP).....	4
3.2	Goods Categories.....	4
<b>4</b>	<b>How to benefit from using the Trader Goods Profile (TGP).....</b>	<b>5</b>
<b>5</b>	<b>How to use the Trader Goods Profile (TGP) in TSS.....</b>	<b>5</b>
5.1	Locating your Trader Goods Profile Management page .....	6
5.2	Creating a new Trader Goods Profile (TGP) Entry .....	7
5.3	Categorisation of Trader Goods Profile (TGP) entries .....	10
5.4	Viewing and updating a Trader Goods Profile (TGP) entry in TSS .....	13
5.5	Deleting a Trader Goods Profile (TGP) entry in TSS.....	15
<b>6</b>	<b>How to use the Trader Goods Profile (TGP) for your goods movements Internal Market Movement Information (IMMI) .....</b>	<b>17</b>
<b>7</b>	<b>I need to know more .....</b>	<b>18</b>
<b>8</b>	<b>Changes to guidance and policy.....</b>	<b>18</b>



If there are any words or acronyms in this document that are unfamiliar you can visit the [Jargon Buster](#) or use the search tool on the [Northern Ireland Customs & Trade Academy \(NICTA\)](#) website to find a definition.<sup>1</sup>

**This guide includes information on the simplified processes for Internal Market Movements (SPIMM) as part of the Windsor Framework implementation, and enables traders to be prepared for when they take effect.**

Throughout this document there will be words highlighted in a **bold, blue colour**. This indicates a TSS Portal field name that will support you in completing the actions required.

## 1 Introduction

This guide explains what a **Trader Goods Profile (TGP)** is, how you can use it for your 'not at risk' goods movements from Great Britain (GB) to Northern Ireland (NI) using the **simplified processes for Internal Market Movements** and how you can manage your Trader Goods Profile (TGP) through the Trader Support Service (TSS) Portal.

This guide does not cover how to complete the **Internal Market Movement Information (IMMI)**. For further information, refer to the [Simplified processes for Internal Market Movements - Introduction Guide](#) on NICTA.

**Note:** The Trader Goods Profile (TGP) is part of the simplified processes, and it is optional to use when completing Internal Market Movement Information (IMMI) for your goods. You can use the Internal Market Movement Information (IMMI) without having a Trader Goods Profile (TGP). Alternatively, if you do not wish to use the simplified processes, you – as a TSS-registered user – can continue using the existing facilitations in TSS for other NI goods movements and complete customs declarations. Guidance for these is available at [Alternative methods for moving goods from Great Britain to Northern Ireland](#) on NICTA.

Before you use the Trader Goods Profile (TGP) on TSS you need to set up your Trader Goods Profile (TGP) access – follow the steps in the [TSS Permissions Management for TGP and UKIMS](#) guide on NICTA.

## 2 What is the Trader Goods Profile (TGP)?

The Trader Goods Profile (TGP) is a unique goods profile that HMRC will populate with the relevant trade information, including the commodity code, from the goods you have historically moved. HMRC will automatically create a Trader Goods Profile (TGP) for your

---

<sup>1</sup> Terms used in this guide refer to the terminology used on the TSS Portal. These may not match the most recent terms used on GOV.UK, in HMRC's Customs Declaration Service or the [Northern Ireland Online Tariff](#) on GOV.UK.



business when you register for the UK Internal Market Scheme (UKIMS). For guidance on how you can [Manage your Trader Goods Profile](#) with HMRC, refer to GOV.UK.

Each Trader Goods Profile (TGP) record in HMRC contains:

- A goods description
- A commodity code (6 or 8 digits)
- A product reference - this reference needs to be unique, as in, the same product reference cannot be used on 2 goods entries on the Trader Goods Profile (TGP)

By allowing TSS access to your HMRC Trader Goods Profile (TGP) profile, TSS retrieves the information (known as a Trader Goods Profile (TGP) entry in the TSS Portal) which you can use to auto-populate fields onto the Internal Market Movement Information (IMMI) on goods movements to NI. When you are completing the Internal Market Movement Information (IMMI), you can use the Trader Goods Profile (TGP) entry to auto-populate a part of the Internal Market Movement Information (IMMI), so you do not need to manually enter that information each time you move those goods. The Internal Market Movement Information (IMMI) is a simplified data set that can be used instead of a full declaration for goods you move from GB to NI. Further guidance on the [Internal Market Movement Information](#) can be found on GOV.UK.

Each Trader Goods Profile (TGP) entry in TSS contains:

- A goods description
- A commodity code
- A product reference - this reference needs to be unique, as in, the same product reference cannot be used on 2 goods entries on the Trader Goods Profile (TGP)
- The country of origin
- Supplementary units (if applicable for certain commodities, otherwise optional)
- The category of the good (once it has been reviewed and categorised)

**Note:**

- The **product reference** and **goods description** held in your entry is your own reference, which allows you to share that reference or description with your haulier or intermediary so they can complete the Internal Market Movement Information (IMMI) on your behalf
- TSS uses the HMRC OTT to categorise the goods movement, and for this purpose it requires values for the **Country of Origin** and **Commodity Code** fields; for further details on goods categories see the [Goods Categories](#) section of this guide



### 3 How do I use the Trader Goods Profile (TGP)?

The Trader Goods Profile (TGP) can be used to auto-populate the Internal Market Movement Information (IMMI) as part of the simplified processes.

#### 3.1 Eligibility for the Trader Goods Profile (TGP)

**You must hold a UKIMS authorisation to use the Trader Goods Profile (TGP).** See GOV.UK for further guidance on how to apply for [UKIMS authorisation](#). You will need to upload your UKIMS authorisation onto your TSS [Company Profile](#).

HMRC will automatically create a Trader Goods Profile (TGP) for your business when you register for the UKIMS. However, you need to sign up for it. For further information on how to sign up refer to the [TSS Permissions Management for TGP and UKIMS](#) guide on NICTA.

#### 3.2 Goods Categories

The Trader Goods Profile (TGP) can only be used for goods that are eligible to move using the simplified processes. Most goods are eligible and can be identified by the category of the goods. The goods category is part of the information that is stored on your Trader Goods Profile (TGP) entry, and the Trader Goods Profile (TGP) will support the categorisation of each good to ensure they are eligible for use on the Internal Market Movement Information (IMMI).

To determine eligibility for using the simplified processes, goods are divided into three categories:

- **Standard goods** – all goods (excluding excise) that have no documentary controls and/or have no licensing requirements

Prepackaged retail food and drink goods moving using the **Northern Ireland Retail Movement Scheme (NIRMS)** fall into this category. For more information and [how to register for the Northern Ireland Retail Movement Scheme](#), refer to GOV.UK. You can also find a comprehensive overview of the [Northern Ireland Retail Movement Scheme \(NIRMS\)](#) on NICTA.

Standard goods can move using the Internal Market Movement Information (IMMI) and **require a 6-digit commodity code**.

- **Category 2 goods** – these goods are subject to special health, licensing or environmental controls including excise goods

The following goods fall into this category if moved with a **Northern Ireland Plant Health Label (NIPHL)**:

- Plants and seeds for planting (plants and seeds which will be grown by professional growers or traded for retail sale)





- Seed potatoes (for commercial growing)
- Used agricultural and forestry machinery and vehicles

These goods can move using the Internal Market Movement Information (IMMI) but **require an 8-digit commodity code**. Further details on the [Northern Ireland Plant Health Label \(NIPHL\) scheme](#) can be found on GOV.UK.

- **Category 1 goods** – these are goods that are subject to total bans, prohibitions, trade defence measures such as quotas, safeguarding and anti-dumping duties; goods that are subject to the excise duty off-set mechanism are also considered in this category

**These goods cannot move using the Internal Market Movement Information (IMMI).**

Further guidance about [the categorisation of goods](#) is available on GOV.UK.

## 4 How to benefit from using the Trader Goods Profile (TGP)

The Trader Goods Profile (TGP) holds information about the goods you move from GB to NI. In TSS this information is referred to as a **Trader Goods Profile (TGP) entry**.

Each record contains a **goods description**, a **commodity code (6, 8 or 10 digits)** and a **product reference** (this reference needs to be unique, as in, the same product reference can't be used on two goods entries on the Trader Goods Profile (TGP)). The **product reference** and **goods description** held in your record is your own reference; you can share that reference or description with your haulier or intermediary so they can complete the Internal Market Movement Information (IMMI) on your behalf.

The information held in the Trader Goods Profile (TGP) can be used to auto-populate information into the Internal Market Movement Information (IMMI). For further detail on the information requirements, refer to the [Simplified processes for Internal Market Movements - Introduction guide](#) and [Internal Market Movement Information \(IMMI\) Data Guide](#) on NICTA.

You can use third parties to manage your entries and/or complete the Internal Market Movement Information (IMMI) on your behalf through the TSS Portal, as long as you share the product reference or goods description with them.

As a prerequisite, the **Primary Contact** on your TSS account needs to grant permission to third parties to use both your UKIMS and Trader Goods Profile (TGP). For more details on this, refer to the [TSS Permissions Management for TGP and UKIMS](#) guide on NICTA.

## 5 How to use the Trader Goods Profile (TGP) in TSS

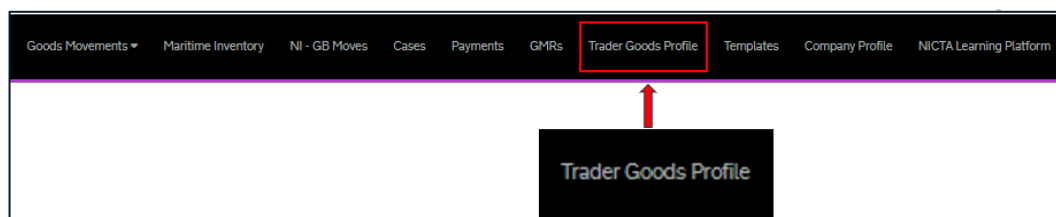
The TSS Portal acts as an interface and allows you or a third party (for example, a haulier or agent/intermediary where authorised) to manage your Trader Goods Profile (TGP) records in your HMRC Trader Goods Profile (TGP).



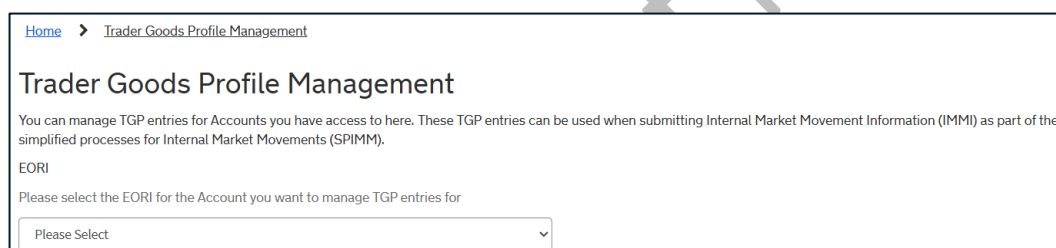
You may **appoint** and **authorise** third parties to use your Trader Goods Profile (TGP) profile on TSS and perform some actions on your behalf. You will be able to create, view, update, and delete Trader Goods Profile (TGP) records (known as **entries** in the TSS Portal).

## 5.1 Locating your Trader Goods Profile Management page

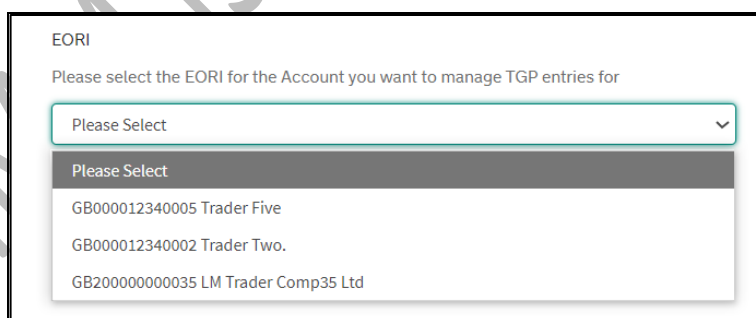
1. Once your account has been set up for Trader Goods Profile (TGP) access as described above, you will find the **Trader Goods Profile** button on the page header:



2. Click **Trader Goods Profile** to be directed to the **Trader Goods Profile Management** page, as shown below:



3. Next, select the relevant **EORI** from the drop-down menu.



### Note:

- If you have been given access to manage/view/maintain another TSS users' Trader Goods Profile (TGP), the drop-down menu will also show their EORI numbers and the name (if not withheld)
- If you are creating your own records and do not have access permission to other TSS users' Trader Goods Profile (TGP), the EORI drop-down will default to your own EORI number



- If the HMRC Trader Goods Profile (TGP) is unavailable, you will be presented with the message highlighted below, and advised to check later in case the service has resumed

Home > Trader Goods Profile Management

### Trader Goods Profile Management

You can manage TGP entries for Accounts you have access to here. These TGP entries can be used when submitting Internal Market Movement Information (IMMI) as part of the simplified processes for Internal Market Movements (SPIMM).

**TGP is currently disabled. Please check back later.**

- When you select the required EORI number, the TSS Portal will retrieve all the existing entries from the HMRC Trader Goods Profile (TGP) for that EORI and present them in a list; the option **Create New TGP Entry** becomes available for you if you have permission to do so

Trader Goods Profile Management

You can manage TGP entries for Accounts you have access to here. These TGP entries can be used when submitting Internal Market Movement Information (IMMI) as part of the simplified processes for Internal Market Movements (SPIMM).

EORI

Please select the EORI for the Account you want to manage TGP entries for

GB000012340005 Trader Five

Declaration Good Templates Create New TGP Entry

Product Reference	Goods Description	Commodity Code	Country of Origin	HMRC Advice	To Review	IMMI Ready
SKU1233368	to test suplimentary units shwoing deci...	0808101000	United Kingdom	Not Requested	false	false
SKU1233367	to test suplimentary units shwoing deci...	0810100000	United Kingdom	Not Requested	false	true
SKU1233369	to test suplimentary units shwoing deci...	0810100000	United Kingdom	Not Requested	false	true

## 5.2 Creating a new Trader Goods Profile (TGP) Entry

- Click the **Create New TGP Entry** button:

Home > Trader Goods Profile Management

### Trader Goods Profile Management

You can manage TGP entries for Accounts you have access to here. These TGP entries can be used when submitting Internal Market Movement Information (IMMI) as part of the simplified processes for Internal Market Movements (SPIMM).

EORI

Please select the EORI for the Account you want to manage TGP entries for

GB000012340005 Trader Five

Declaration Good Templates Create New TGP Entry

Product Reference	Goods Description	Commodity Code	Country of Origin	HMRC Advice	To Review	IMMI Ready
PS 10172-005	PS 10172-005	03019917	United Kingdom	Not Requested	false	true
LM nuclear reactor - cat 1	LM nuclear reactor - cat 1	8401100000	Japan	Not Requested	false	true
Cat 3: ML-11045-001	Cat 3: ML-11045-001	4016920000	United Kingdom	Not Requested	false	true

- This will open a **Create New TGP Entry** window with a blank entry template for you to complete





The mandatory fields are marked with a red asterisk and the other fields should be completed as appropriate.

Home > Trader Goods Profile > Create New TGP Entry

Create New TGP Entry

**TGP Entry**

EORI  
GB000012340005

Trader Name: Trader Five

\* Product Reference

\* Goods Description

Commodity Code Filter  
All

\* Commodity Code

If you are unsure what your commodity code is, please click [this link](#) which will take you to the HMRC tariff tool.

Commodity Code Effective From Date

Commodity Code Effective To Date

\* Country of Origin

Supplementary Units

Save Cancel

Required information Product Reference Goods Description Commodity Code Country of Origin

- **EORI** – this field is auto-populated with the value from the account you have selected in the previous step

It is a read-only field and cannot be amended. If you need to add an entry for a different EORI, return to the [Trader Goods Profile Management](#) page and select the EORI you wish to manage.

- **Product Reference** – this value must be **unique** to the entry and can be any reference you choose to help identify your goods entry

You or your haulier/intermediary can enter this on the Internal Market Movement Information (IMMI) to auto-populate the information. You cannot have the same **Product Reference** for two entries – if the value is not unique it will not be accepted and you will see the message highlighted below:



\* Product Reference

The value you input 'ML-9294-012' is not unique for this EORI.

- **Goods Description** – provide a brief but clear description of the goods. For guidance on what an acceptable goods description should contain including examples, see the [Goods Description guide](#) on NICTA.
- **Commodity Code Filter** – this drop-down field allows you to select the length of the commodity code as 6, 8 or 10 digits

This field is optional, to support you when adding in your commodity code. If you know the information to be added, you do not need to make a selection here.

- **Commodity Code** – start typing in the commodity code if known, or the description of the good, and the tariff information will show based on what you enter; you can select an option as it appears

The commodity code options will be 6, 8 or 10 digits, corresponding with the length chosen in the **Commodity Code Filter** field above. If the commodity code typed is incorrect, the message below will indicate 'no matches found' based on the NI online tariff.

\* Commodity Code

No matches found

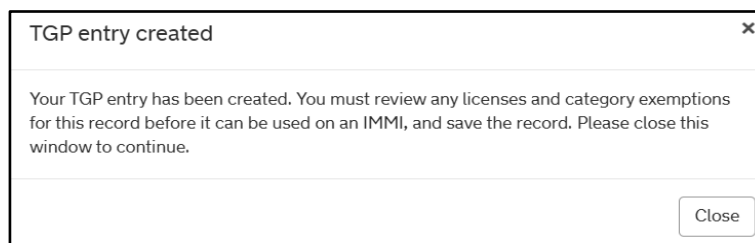
- **Commodity Code Effective From Date** and **Commodity Code Effective To Date** – these read-only fields will be auto-populated by the TSS Portal
- **Country of Origin** – start typing the country name and select from the options listed rather than scrolling through all the countries in the drop-down
- **Supplementary Units** – only certain category 2 goods will require a supplementary unit

You can populate this field in the entry if you move the same goods in each movement. If you move different goods, then you do not need to complete this field in the entry but instead add the required value into the Internal Market Movement Information (IMMI). For more details on Supplementary Units refer to [Internal Market Movement Information \(IMMI\) Data Guide](#) on NICTA.

Click **Save** once you have completed all the fields to create the entry.

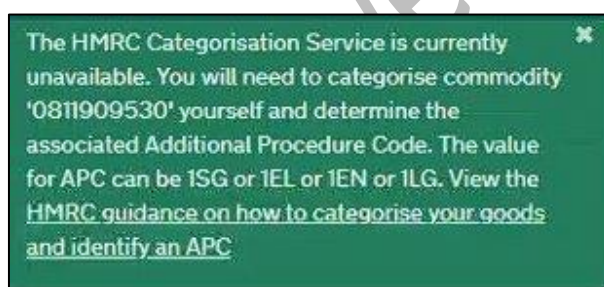
### 5.3 Categorisation of Trader Goods Profile (TGP) entries

An initial categorisation process will be triggered at this stage and when the entry has been created the following message will be displayed:



When you click the [Close](#) button, your goods will be assigned a category based on the information provided and the NI Online Tariff.

If the connection between the TSS system and HMRC system is unavailable, a pop up message will appear to notify you that you need to manually assign a category to your goods and determine the applicable Additional Procedure Code. Guidance on how to categorise your goods can be found on [GOV.UK](https://www.gov.uk).



Next, check the 'category exemption(s) requirements' and where your goods meet the criteria you can follow the exemption(s) process. This will allow you to re-categorise your goods. For example, the goods may initially be categorised as Category 2 goods but if they meet the stated exemption(s) then tick the 'Category 2 Exemption(s) Met' box and they will be re-categorised.

**Note: Goods can be in one of three categories, which determines eligibility. Category 2 and standard goods can move using the Internal Market Movement Information (IMMI).**

**Category 1, goods must move using a full declaration.**

- **Standard goods** – all goods (excluding excise) that have no documentary controls and/or have no licensing requirements
  - Prepackaged retail food and drink goods moving using a **NIRMS** authorisation also fall into this category
  - Movements of these goods require a 6-digit commodity code.



- **Category 2 goods** – these goods are subject to special health, licensing or environmental controls, including excise goods
  - Goods moved using a **NIPHL** authorisation also fall into this category
  - Movements of these goods require an 8-digit commodity code.
- **Category 1 goods** – the simplified processes **cannot** be used for goods in this category: these are goods that are subject to total bans, prohibitions, trade defence measures such as quotas, safeguarding and anti-dumping duties
  - Goods that are subject to the excise duty off-set mechanism are also considered in this category
  - These goods cannot move using the Internal Market Movement Information (IMMI) and require a full declaration using a 10-digit commodity instead

The initial result of the goods categorisation will be displayed in the **Category** field. The final result of goods categorisation will depend on whether you confirm that you meet the exemption(s) requirements presented for each exemption **by ticking the boxes next to the statement that the category exemption(s) has been met:**

Goods Categorisation

Category

Category 1

☐ OTT Manual Mode

Category 1 Exemption Requirements

Theme: Union quotas other than tariff rate quotas.

Y160 - certificate - Goods other than those falling under the applicable provisions of Regulation (EU) 2024/573

☐ Category 1 Exemption(s) Met

Category 2 Exemption Requirements

Theme: Regulation (EC) No 1907/2006 of the European Parliament and of the Council of 18 December 2006 concerning the Registration, Evaluation, Authorisation and Restriction of Chemicals (REACH), establishing a European Chemicals Agency, amending Directive 1999/45/EC and repealing Council Regulation (EEC) No 793/93 and Commission Regulation (EC) No 1488/94 as well as Council Directive 76/769/EEC and Commission Directives 91/155/EEC, 93/67/EEC, 93/105/EC and 2000/21/EC

Y106 - certificate - Compliance with the REACH restrictions defined in Column 2 of Annex XVII of Regulation (EC) No 1907/2006

OR

Y110 - certificate - Exemption from REACH restrictions by virtue of Article 67(1) and 67(2) of Regulation (EC) No 1907/2006

OR

Y113 - certificate - Substance/mixture not subjected to the provisions of Regulation (EC) No 1907/2006 (Annex XVII)

☐ Category 2 Exemption(s) Met

Save and Add New

Save (Ctrl + s)

The value in the **Category** field for the goods can move through the categories to '**Standard Goods**' if all exemption(s) for the previous categories are met.

Where there are two or more exemption requirements to be met, these are separated by 'AND'.



Category 1 Exemption Requirements

Theme: restrictive measures in force based on Article 215 Treaty on the Functioning of the European Union, insofar as they relate to trade in goods between the Union and third countries;  
Y997 - certificate - Goods not originating from or destined to Crimea or Sevastopol (Articles 2 and 2b.1 of Council Regulation (EU) No 692/2014)

**AND**

Theme: restrictive measures in force based on Article 215 Treaty on the Functioning of the European Union, insofar as they relate to trade in goods between the Union and third countries;  
Y984 - certificate - Goods not originating from or not destined for the non-government controlled areas of Ukraine in the oblasts of Donetsk, Kherson, Luhansk and Zaporizhzhia

☐ Category 1 Exemption(s) Met

**Note:** If you cannot confirm that you meet the category exemption(s), you **should not** tick the exemption(s) box, and the category assigned will remain.

It is important to understand the requirements and conditions that apply to the goods being moved and when exemption(s) can be claimed. If you are claiming exemption(s), you must ensure you hold evidence to support your claim. HMRC may request to see evidence that the exemption(s) have been met. The full list of controls applicable to the goods can be seen by using the [Northern Ireland Online Tariff Tool](#) on GOV.UK.

**Goods Categorisation**

Category  ☐ OTT Manual Mode

Category 1 Exemption Requirements

Theme: Union quotas other than tariff rate quotas.  
Y160 - certificate - Goods other than those falling under the applicable provisions of Regulation (EU) 2024/573

☒ Category 1 Exemption(s) Met

Category 2 Exemption Requirements

Theme: Regulation (EC) No 1907/2006 of the European Parliament and of the Council of 18 December 2006 concerning the Registration, Evaluation, Authorisation and Restriction of Chemicals (REACH), establishing a European Chemicals Agency, amending Directive 1999/45/EC and repealing Council Regulation (EEC) No 793/93 and Commission Regulation (EC) No 1488/94 as well as Council Directive 76/769/EEC and Commission Directives 91/155/EEC, 93/67/EEC, 93/105/EC and 2000/21/EC  
Y106 - certificate - Compliance with the REACH restrictions defined in Column 2 of Annex XVII of Regulation (EC) No 1907/2006  
OR  
Y110 - certificate - Exemption from REACH restrictions by virtue of Article 67(1) and 67(2) of Regulation (EC) No 1907/2006  
OR  
Y113 - certificate - Substance/mixture not subjected to the provisions of Regulation (EC) No 1907/2006 (Annex XVII)

☒ Category 2 Exemption(s) Met

- Click **Save** to update the entry; the following message will confirm that the entry has been added:

**TGP entry updated** ✕

Your TGP entry has been updated. Where categorised, you must review any licenses and category exemptions for this record before it can be used on an IMMI, and save the record. Please close this window to continue.



From here, return to the [Trader Goods Profile Management](#) page to review or create a new entry.

- The TSS Portal will retain a local copy of the entry if it has been successfully submitted in your Trader Goods Profile (TGP) profile with HMRC

This record will be listed on the [Trader Goods Profile Management](#) page, as shown below. The value in the **IMMI Ready** field will be set to 'true' when the entry is ready to be used for completing the Internal Market Movement Information (IMMI). If it is 'false' click on the line to review the categorisation, as explained in the [Viewing and updating a Trader Goods Profile \(TGP\) entry in TSS](#) section of this guide. **Note:** Category 1 entries cannot be used on the Internal Market Movement Information (IMMI).

Product Reference	Goods Description	Commodity Code	Country of Origin	HMRC Advice	To Review	IMMI Ready
SKU1233368	to test suplimentary units shwoing deci...	0808101000	United Kingdom	Not Requested	false	false
PS 10172-005	PS 10172-005	03019917	United Kingdom	Not Requested	false	true

## 5.4 Viewing and updating a Trader Goods Profile (TGP) entry in TSS

- If you wish to update an entry **that is not yet ready for use in the Internal Market Movement Information (IMMI)**, you can use the [Keyword Search](#) function in the top right-hand corner of the [Trader Goods Profile Management](#) screen to find the record you wish to view or update

You can also:

- Sort each column in ascending or descending order by clicking on the column title
- Filter records by right-clicking the relevant field and select [Show Matching](#) or [Filter Out](#) from the pop up box

Product Reference	Goods Description	Commodity Code	Country of Origin	HMRC Advice	To Review	IMMI Ready
PS 10172-005	PS 10172-005	03019917	United Kingdom	Not Requested	false	true
LM nuclear reactor - cat 1	LM nuclear reactor - cat 1	8401100000	United Kingdom	Not Requested	false	true
Cat 3: ML-11045-001	Cat 3: ML-11045-001	4016920000	United Kingdom	Not Requested	false	true





- Once you have identified the entry you want to view or update, click any field in the entry and a **View or Update TGP Entry** screen will appear, as shown below:

- You can make any changes to the entry from this screen if required

**Note:** not all fields can be updated, and these are for display purposes only – they will be ‘greyed out’.

After making your changes, click **Categorise**. If the connection between the TSS system and HMRC system is available, the entry will automatically be re-categorised and updated. If the connection between the TSS system and HMRC system is unavailable, a pop up message will appear to notify you that you need to manually assign a category to your goods and determine the applicable Additional Procedure Code (as described in the Creating a new Trader Goods Profile (TGP) Entry).

- After reviewing the new categorisation (and ticking the box(es) of the exemption(s) listed if you can meet them), press **Save**
- If the entry can be used in the Internal Market Movement Information (IMMI), it will show in the list view within the Trader Goods Profile (TGP) management screen



The status of the entry will be changed from **'false'** to **'true'** under the **IMMI Ready** column to signify that the entry is ready for use in the Internal Market Movement Information (IMMI).

Declaration Good Templates						
Create New TGP Entry						
Product Reference	Goods Description	Commodity Code	Country of Origin	HMRC Advice	To Review	IMMI Ready
SKU1233368	to test suplimentary units shwoing deci...	0808101000	United Kingdom	Not Requested	false	false

The IMMI Ready status will change from false to true, meaning its now ready for use in an IMMI

Declaration Good Templates						
Create New TGP Entry						
Product Reference	Goods Description	Commodity Code	Country of Origin	HMRC Advice	To Review	IMMI Ready
PS 10172-005	PS 10172-005	03019917	United Kingdom	Not Requested	false	true

- If for any reason the entry cannot be used, the message **'This TGP entry needs review'** will pop up and the status for the entry will be changed to **'true'** under the **To Review** column in the list view, and the **IMMI Ready** value will remain as **'false'**

Declaration Good Templates						
Create New TGP Entry						
Product Reference	Goods Description	Commodity Code	Country of Origin	HMRC Advice	To Review	IMMI Ready
LM - to review	Linda M Created on TGP from Postman	0201203021	United Kingdom	Not Requested	true	false

- To make an entry usable, review the entry by clicking on the relevant **Product Reference** and ensure all fields are completed correctly

Once this is done the **IMMI Ready** status will change to **'true'** before it can be used.

Declaration Good Templates						
Create New TGP Entry						
Product Reference	Goods Description	Commodity Code	Country of Origin	HMRC Advice	To Review	IMMI Ready
PS 10172-005	PS 10172-005	03019917	United Kingdom	Not Requested	false	true

## 5.5 Deleting a Trader Goods Profile (TGP) entry in TSS

You can manage and delete entries through the TSS Portal.

**Note:** As the TSS is a user interface for your Trader Goods Profile (TGP), any changes made to your entries through the TSS Portal will be reflected in your HMRC Trader Goods Profile (TGP) as they share the same information.



1. Select the relevant entry to be deleted from the Trader Goods Profile management screen; this will take you to the [View or Update TGP entry](#) screen

**Trader Goods Profile Management**

You can manage TGP entries for Accounts you have access to here. These TGP entries can be used when submitting Internal Market Movement Information (IMMI) as part of the simplified processes for Internal Market Movements (SPIMM).

EORI

Please select the EORI for the Account you want to manage TGP entries for

GB000012340005 Trader Five

[Declaration Good Templates](#) [Create New TGP Entry](#)

Product Reference	Goods Description	Commodity Code	Country of Origin	HMRC Advice	To Review	IMMI Ready
AD - 070951 - Mushrooms of the genus aga...	Mushrooms of the genus agaricus		Andorra	Not Requested	false	false

2. This screen will display the full entry and a [Delete](#) button at the bottom of the screen

If you click [Delete](#) the entry will be removed from HMRC Trader Goods Profile (TGP) and the entry will be removed from the list of entries on the [TSS TGP Management](#) screen.

[Home](#) > [Trader Goods Profile](#) > [View or Update TGP Entry](#)

OR  
Y175 - certificate - Goods with third country origin coming from Liechtenstein, according to the relevant EU legislation.  
OR  
Y176 - certificate - Goods with third country origin coming from Norway, according to the relevant EU legislation.  
OR  
Y177 - certificate - Goods with third country origin coming from San Marino, according to the relevant EU legislation.  
OR  
WFE013 - exemption - Goods are being moved under the Northern Ireland Retail Movement Scheme (NIRMS)

☒ Category 2 Exemption(s) Met

[Save](#) [Categorise](#) [Delete](#) [Cancel](#)

3. The following two messages will be displayed in succession after a brief pause as the entry is removed:

**Delete TGP Entry**

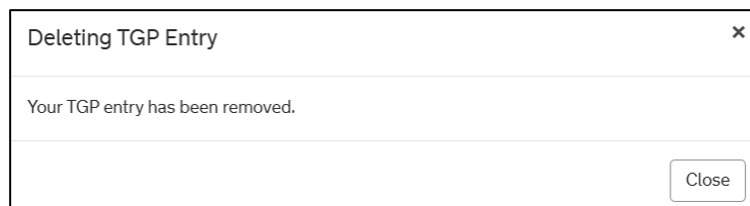
Please confirm you wish to delete this TGP Entry. Click OK to continue or Cancel to stay on the current page. Warning: If you click OK the TGP Entry will be deleted permanently and cannot be retrieved

[OK](#) [Cancel](#)

**Deleting TGP Entry**

TSS is Deleting your TGP entry. Please wait and keep this window open until it is completed.

[Close](#)

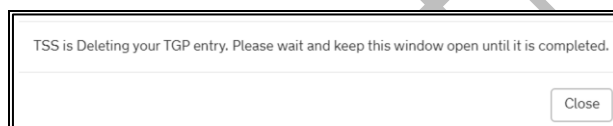


On closing these messages you will be redirected to your [TGP Management](#) screen.

### Notes on deleting Trader Goods Profile (TGP) entries from TSS

- If the entry is 'locked' whilst another request is being processed, the [Delete](#) button will not be available
- If the HMRC Trader Goods Profile (TGP) service has been disabled, an error message will be displayed: **'TGP is currently disabled. Please check back later.'**

Close this message and once the Trader Goods Profile (TGP) is re-enabled click [Delete](#) again. A pop-up message will be displayed:



- If there is an error, a pop-up message will be displayed:



At this point you can close the notification message, edit the form, and follow the process again. Once the entry is deleted you will be redirected to your [TGP Management](#) page.

## 6 How to use the Trader Goods Profile (TGP) for your goods movements Internal Market Movement Information (IMMI)

You can use your entries in the TSS Portal to auto-populate the information into the Internal Market Movement Information (IMMI) for your goods movements. This reduces the number of fields you need to complete manually on the Internal Market Movement Information (IMMI).



You will need to ensure you have given TSS and any third party TSS users, including hauliers and agents or intermediaries, the appropriate permission to access your Trader Goods Profile (TGP) information. Further guidance is available in the [TSS Permissions Management for TGP and UKIMS Guide](#) on NICTA.

For further details on how to use the Trader Goods Profile (TGP) to complete an Internal Market Movement Information (IMMI) in TSS, follow the respective guidance on NICTA that applies to your goods movement.

## 7 I need to know more

The following additional guides are available on NICTA to support you with movements from GB to NI using the simplified processes:

- [Simplified processes for Internal Market Movements – Introduction Guide](#)
- [Internal Market Movement Information \(IMMI\) Data Guide](#)
- [How to use the TSS Portal](#)

You can also consult the TSS Contact Centre for support on 0800 060 8888.

## 8 Changes to guidance and policy

Last updated March 2025.

**March 2025:** Minor updates to language and terminology throughout the guide.

**February 2025:** Renamed 'Trader Reference' field to 'Product Reference'.

**January 2025:** New guidance created for management of TGP entries.